


**BAYUGAN WATER DISTRICT**  
**Condensed Statement of Financial Position**  
**As of January 2022**

<u>ASSETS</u>		This Month	Year to Date
<i>Current Assets</i>			
Cash and Cash Equivalents (Note 3)	P	(2,171,156.26)	12,445,545.62
Receivables (Note 4)		113,630.09	4,108,040.94
Inventories (Note 5)		(248,536.44)	7,344,588.35
Total Current Assets	P	(2,306,062.61)	23,898,174.91
<i>Non-Current Assets</i>			
Property, Plant and Equipment (Note 7)		2,308,632.28	132,068,027.73
Intangible Assets		(2,967.78)	223,914.86
Other Assets		(370,045.99)	5,673,112.18
Total Non-Current Assets	P	1,935,618.51	137,965,054.77
<b>TOTAL ASSETS</b>	<b>P</b>	<b>(370,444.10)</b>	<b>161,863,229.68</b>
<u>LIABILITIES</u>			
<i>Current Liabilities</i>			
Accounts Payable		(1,507,589.30)	594,313.15
Inter-Agency Payables (Note 10)		222,980.92	619,714.65
Total Current Liabilities	P	(1,284,608.38)	1,214,027.80
<i>Non-Current Liabilities</i>			
Other Deferred Credits		(35,235.43)	3,644,909.57
Payables		(488,175.93)	82,909,126.81
Provisions (Note 12)		(577,955.31)	2,880,434.81
Total Non-Current Liabilities	P	(1,101,366.67)	89,434,471.19
<b>TOTAL LIABILITIES</b>	<b>P</b>	<b>(2,385,975.05)</b>	<b>90,648,498.99</b>
<u>EQUITY</u>			
<i>Equity</i>			
Government Equity (Note 13)		-	26,536,571.78
Income and Expense		1,960,518.45	1,960,518.45
Retained Earnings/(Deficit) (Note 13)		55,012.50	42,717,640.46
TOTAL EQUITY		2,015,530.95	71,214,730.69
<b>TOTAL LIABILITIES AND EQUITY</b>		<b>(370,444.10)</b>	<b>161,863,229.68</b>
		(0.00)	-

Prepared by:



ROBELYN T. LADARAN  
DM-AFD

Noted:



FELIPA M. ASIS, MPA  
General Manager

Republic of the Philippines

BAYUGAN WATER DISTRICT


Condensed Statement of Comprehensive Income

For the period ended January 2022

		This Month	Year to Date
<b>INCOME:</b>			
Total Revenue/Income	P	6,664,711.46	6,664,711.46
<b>Total Revenue/Income</b>	<b>P</b>	<b>6,664,711.46</b>	<b>6,664,711.46</b>
<b>EXPENSES:</b>			
Personnal Services	P	1,749,860.19	1,749,860.19
Maintenance and Other Operating Expenses		1,521,974.30	1,521,974.30
Financial Expenses		400,433.96	400,433.96
NonCash Expenses		1,031,924.56	1,031,924.56
<b>TOTAL OPERATING EXPENSES</b>	<b>P</b>	<b>4,704,193.01</b>	<b>4,704,193.01</b>
<b>NET INCOME/LOSS:</b>	<b>P</b>	<b>1,960,518.45</b>	<b>1,960,518.45</b>

Prepared by:

Noted:

  
 ROBELYN T. LADARAN  
 DM-AFD

  
 FELIPA M. ASIS,MPA  
 General Manager

Republic of the Philippines  
**BAYUGAN WATER DISTRICT**


**CASH FLOW STATEMENT**  
**For the Period January 1-31, 2022**

		This Month	Year to Date
<b>Cash Flows from Operating Activities</b>			
<b>Cash Inflows:</b>			
	Collection of Receivables(Water)	P 6,077,345.29	6,077,345.29
	Receipt from Business/Service Income	373,930.55	373,930.55
	Other Receipts	85,719.40	85,719.40
	Receipt of Performance/Bidders/Bail Bonds		
	<b>Total Cash Inflows</b>	P 6,536,995.24	6,536,995.24
<b>Cash Outflows:</b>			
	Payment of Operating Expenses:		
	Payment of Expenses	P 2,344,094.25	2,344,094.25
	Purchase of Inventories	243,340.00	243,340.00
	Payment of Payables	1,766,482.73	1,766,482.73
	Payment of Inter-Agency Remittances	763,058.63	763,058.63
	<b>Total Cash Outflows</b>	P 5,116,975.61	5,116,975.61
	<b>Total Cash Provided (used) by Operating Activities</b>	P 1,420,019.63	1,420,019.63
<b>Cash Flows from Investing Activities:</b>			
<b>Cash Inflows:</b>			
	Receipt from Interest Earned	P 2,375.00	2,375.00
	<b>Total Cash Inflows</b>		
<b>Cash Outflows:</b>			
	Purchase/construction of PPE	2,486,191.00	2,486,191.00
	<b>Total Cash Outflows</b>	2,486,191.00	2,486,191.00
	<b>Total Cash Provided (Used) by Investing Activities</b>	P (2,483,816.00)	(2,483,816.00)
<b>Cash Flows from Financing Activities</b>			
<b>Cash Inflows:</b>			
	Proceeds from Borrowings (Loans Payable)	P	
<b>Cash Outflows:</b>			
	Payment of Loan Amortization	P 887,359.89	887,359.89
	Other Financial Charges	P 220,000.00	220,000.00
	<b>Total Cash Provided (used) by Financing Activities</b>	P (1,107,359.89)	(1,107,359.89)
	<b>Cash Provided by Operating, Investing and Financing Activities</b>	P (2,171,156.26)	(2,171,156.26)
	<b>Add: Cash and Cash Equivalents - Beginning</b>	P 14,616,701.88	14,616,701.88
	<b>Cash and Cash Equivalents, Ending</b>	P 12,445,545.62	12,445,545.62
<b>Accounted as Follows :</b>			
	Petty cash	P	55,000.00
	Cash on Hand		60,222.00
	Cash in Bank-Loan Account		531,451.04
	Cash in Bank-DBP		7,984,963.38
	Cash in Bank-LBP BADS		3,813,909.20
	<b>TOTAL</b>	P	12,445,545.62

Prepared by:

  
**ROBELYN T. LADARAN**  
DM-Admin./Finance

Noted:

  
**FELIPA M. ASIS, MPA**  
General Manager

Republic of the Philippines


BAYUGAN WATER DISTRICT

Condensed Statement of Comprehensive Income

For the period ended FEBRUARY 2022

			This Month	Year to Date
<b>INCOME:</b>				
	Total Revenue/Income	P	5,362,909.47	12,027,620.93
	<b>Total Revenue/Income</b>	<b>P</b>	<b>5,362,909.47</b>	<b>12,027,620.93</b>
<b>EXPENSES:</b>				
	Personnal Services	P	1,565,306.28	3,315,166.47
	Maintenance and Other Operating Expenses		1,418,866.18	2,940,840.48
	Financial Expenses		397,054.91	797,488.87
	NonCash Expenses		750,861.54	1,782,786.10
	<b>TOTAL OPERATING EXPENSES</b>	<b>P</b>	<b>4,132,088.91</b>	<b>8,836,281.92</b>
	<b>NET INCOME/LOSS:</b>	<b>P</b>	<b>1,230,820.56</b>	<b>3,191,339.01</b>

Prepared by:



ROBELYN T. LADARAN

DM-AFD

Noted:




FELIPA M. ASIS, MPA

General Manager


Republic of the Philippines  
**BAYUGAN WATER DISTRICT**  
**Condensed Statement of Financial Position**  
**As of February 2022**

<u>ASSETS</u>		This Month	Year to Date
<i>Current Assets</i>			
Cash and Cash Equivalents (Note 3)	P	1,414,904.25	13,860,449.87
Receivables (Note 4)		(380,776.24)	3,727,264.70
Inventories (Note 5)		(618,124.89)	6,726,463.46
Other Assets		(24,815.99)	126,285.92
<b>Total Current Assets</b>	<b>P</b>	<b>391,187.13</b>	<b>24,440,463.95</b>
<i>Non-Current Assets</i>			
Property, Plant and Equipment (Note 7)		112,905.13	132,180,932.86
Intangible Assets		(2,967.78)	220,947.08
Other Assets		220,000.00	5,742,010.27
<b>Total Non-Current Assets</b>	<b>P</b>	<b>329,937.35</b>	<b>138,143,890.21</b>
<b>TOTAL ASSETS</b>	<b>P</b>	<b>721,124.48</b>	<b>162,584,354.16</b>
<u>LIABILITIES</u>			
<i>Current Liabilities</i>			
Accounts Payable		182,407.82	776,720.97
Inter-Agency Payables (Note 10)		(231,001.40)	388,713.25
<b>Total Current Liabilities</b>	<b>P</b>	<b>(48,593.58)</b>	<b>1,165,434.22</b>
<i>Non-Current Liabilities</i>			
Other Deferred Credits		(35,235.43)	3,609,674.14
Payables		(489,766.50)	82,419,360.31
Provisions (Note 12)		63,899.43	2,944,334.24
<b>Total Non-Current Liabilities</b>	<b>P</b>	<b>(461,102.50)</b>	<b>88,973,368.69</b>
<b>TOTAL LIABILITIES</b>	<b>P</b>	<b>(509,696.08)</b>	<b>90,138,802.91</b>
<u>EQUITY</u>			
<i>Equity</i>			
Government Equity (Note 13)		-	26,536,571.78
Income and Expense		1,230,820.56	3,191,339.01
Retained Earnings/(Deficit) (Note 13)		-	42,717,640.46
<b>TOTAL EQUITY</b>		<b>1,230,820.56</b>	<b>72,445,551.25</b>
<b>TOTAL LIABILITIES AND EQUITY</b>		<b>721,124.48</b>	<b>162,584,354.16</b>
		(0.00)	-

Prepared by:

  
**ROBELYN T. LADARAN**  
DM-AFD

Noted:

  
**FELIPA M. ASIS, MPA**  
General Manager

Republic of the Philippines  
BAYUGAN WATER DISTRICT

**CASH FLOW STATEMENT**  
**For the Period February 1-28, 2022**

		This Month	Year to Date
<b>Cash Flows from Operating Activities</b>			
<b>Cash Inflows:</b>			
	Collection of Receivables(Water)	P 5,316,687.21	11,394,032.50
	Receipt from Business/Service Income	338,751.71	712,682.26
	Other Receipts	101,736.21	187,455.61
	Receipt of Performance/Bidders/Bail Bonds		
	<b>Total Cash Inflows</b>	P 5,757,175.13	12,294,170.37
<b>Cash Outflows:</b>			
	Payment of Operating Expenses:		
	Payment of Expenses	P 2,179,200.19	4,523,294.44
	Purchase of Inventories	36,354.20	279,694.20
	Payment of Payables	301,388.00	2,067,870.73
	Payment of Inter-Agency Remittances	718,757.08	1,481,815.71
	<b>Total Cash Outflows</b>	P 3,235,699.47	8,352,675.08
	<b>Total Cash Provided (used) by Operating Activities</b>	P 2,521,475.66	3,941,495.29
<b>Cash Flows from Investing Activities:</b>			
<b>Cash Inflows:</b>			
	Receipt from Interest Earned	P	2,375.00
	<b>Total Cash Inflows</b>		
<b>Cash Outflows:</b>			
	Purchase/construction of PPE		2,486,191.00
	<b>Total Cash Outflows</b>	-	2,486,191.00
	<b>Total Cash Provided (Used) by Investing Activities</b>	P -	(2,483,816.00)
<b>Cash Flows from Financing Activities</b>			
<b>Cash Inflows:</b>			
	Proceeds from Borrowings (Loans Payable)	P	
<b>Cash Outflows:</b>			
	Payment of Loan Amortization	P 886,571.41	1,773,931.30
	Other Financial Charges	P 220,000.00	440,000.00
	<b>Total Cash Provided (used) by Financing Activities</b>	P (1,106,571.41)	(2,213,931.30)
	<b>Cash Provided by Operating, Investing and Financing Activities</b>	P 1,414,904.25	(756,252.01)
	<b>Add: Cash and Cash Equivalents - Beginning</b>	P 12,445,545.62	14,616,701.88
	<b>Cash and Cash Equivalents, Ending</b>	P 13,860,449.87	13,860,449.87
<b>Accounted as Follows :</b>			
	Petty cash	P	55,000.00
	Cash on Hand		89,743.77
	Cash in Bank-Loan Account		531,451.04
	Cash in Bank-DBP		9,766,462.31
	Cash in Bank-LBP BADS		3,417,792.75
	<b>TOTAL</b>	P	13,860,449.87

Prepared by:

  
**ROBELYN T. LADARAN**  
DM-Admin./Finance

Noted:

  
**FELIPA M. ASIS, MPA**  
General Manager

Republic of the Philippines


BAYUGAN WATER DISTRICT

Condensed Statement of Comprehensive Income

For the period ended March 2022

		This Month	Year to Date
<b>INCOME:</b>			
Total Revenue/Income	P	5,745,204.23	17,772,825.16
<b>Total Revenue/Income</b>	<b>P</b>	<b>5,745,204.23</b>	<b>17,772,825.16</b>
<b>EXPENSES:</b>			
Personnal Services	P	1,595,215.88	4,910,382.35
Maintenance and Other Operating Expenses		1,488,194.63	4,429,035.11
Financial Expenses		391,951.77	1,189,440.64
NonCash Expenses		1,012,232.97	2,795,019.07
<b>TOTAL OPERATING EXPENSES</b>	<b>P</b>	<b>4,487,595.25</b>	<b>13,323,877.17</b>
<b>NET INCOME/LOSS:</b>	<b>P</b>	<b>1,257,608.98</b>	<b>4,448,947.99</b>


Prepared by:



ROBELYN T. LADARAN

DM-AFD

Noted:




FELIPA M. ASIS, MPA

General Manager


**Republic of the Philippines**  
**BAYUGAN WATER DISTRICT**  
**Condensed Statement of Financial Position**  
**As of March 2022**

<u>ASSETS</u>		This Month	Year to Date
<i>Current Assets</i>			
Cash and Cash Equivalents (Note 3)	P	(399,671.64)	13,460,778.23
Receivables (Note 4)		(187,626.26)	3,539,638.44
Inventories (Note 5)		754,804.49	7,481,267.95
Other Assets		6,006.59	132,292.51
Total Current Assets	P	173,513.18	24,613,977.13
<i>Non-Current Assets</i>			
Property, Plant and Equipment (Note 7)		424,044.55	132,604,977.41
Intangible Assets		(2,967.78)	217,979.30
Other Assets		(56,316.70)	5,685,693.57
Total Non-Current Assets	P	364,760.07	138,508,650.28
<b>TOTAL ASSETS</b>	<b>P</b>	<b>538,273.25</b>	<b>163,122,627.41</b>
<u>LIABILITIES</u>			
<i>Current Liabilities</i>			
Accounts Payable		(25,678.18)	751,042.79
Inter-Agency Payables (Note 10)		79,123.82	467,837.07
Total Current Liabilities	P	53,445.64	1,218,879.86
<i>Non-Current Liabilities</i>			
Other Deferred Credits		(35,235.43)	3,574,438.71
Payables		(491,364.46)	81,927,995.85
Provisions (Note 12)		(246,181.48)	2,698,152.76
Total Non-Current Liabilities	P	(772,781.37)	88,200,587.32
<b>TOTAL LIABILITIES</b>	<b>P</b>	<b>(719,335.73)</b>	<b>89,419,467.18</b>
<u>EQUITY</u>			
<i>Equity</i>			
Government Equity (Note 13)		-	26,536,571.78
Income and Expense		1,257,608.98	4,448,947.99
Retained Earnings/(Deficit) (Note 13)		-	42,717,640.46
TOTAL EQUITY		1,257,608.98	73,703,160.23
<b>TOTAL LIABILITIES AND EQUITY</b>		<b>538,273.25</b>	<b>163,122,627.41</b>
		0.00	0.00

Prepared by:

  
**ROBELYN T. LADARAN**  
DM-AFD

Noted:

  
**FELIPA M. ASIS, MPA**  
General Manager



Republic of the Philippines  
BAYUGAN WATER DISTRICT

**CASH FLOW STATEMENT**  
**For the Period March 1-31, 2022**

		This Month	Year to Date
<b>Cash Flows from Operating Activities</b>			
<b>Cash Inflows:</b>			
	Collection of Receivables(Water)	P 5,438,292.34	16,832,324.84
	Receipt from Business/Service Income	354,729.52	1,067,411.78
	Other Receipts	156,636.42	344,092.03
	Receipt of Performance/Bidders/Bail Bonds		
	<b>Total Cash Inflows</b>	P 5,949,658.28	18,243,828.65
<b>Cash Outflows:</b>			
	Payment of Operating Expenses:		
	Payment of Expenses	P 2,336,215.60	6,859,510.04
	Purchase of Inventories	1,305,025.00	1,584,719.20
	Payment of Payables	488,435.00	2,556,305.73
	Payment of Inter-Agency Remittances	480,670.09	1,962,485.80
	<b>Total Cash Outflows</b>	P 4,610,345.69	12,963,020.77
	<b>Total Cash Provided (used) by Operating Activities</b>	P 1,339,312.59	5,280,807.88
<b>Cash Flows from Investing Activities:</b>			
<b>Cash Inflows:</b>			
	Receipt from Interest Earned	P	2,375.00
	<b>Total Cash Inflows</b>		
<b>Cash Outflows:</b>			
	Purchase/construction of PPE	635,918.00	3,122,109.00
	<b>Total Cash Outflows</b>	635,918.00	3,122,109.00
	<b>Total Cash Provided (Used) by Investing Activities</b>	P (635,918.00)	(3,119,734.00)
<b>Cash Flows from Financing Activities</b>			
<b>Cash Inflows:</b>			
	Proceeds from Borrowings (Loans Payable)	P	
<b>Cash Outflows:</b>			
	Payment of Loan Amortization	P 883,066.23	2,656,997.53
	Other Financial Charges	P 220,000.00	660,000.00
	<b>Total Cash Provided (used) by Financing Activities</b>	P (1,103,066.23)	(3,316,997.53)
	<b>Cash Provided by Operating, Investing and Financing Activities</b>	P (399,671.64)	(1,155,923.65)
	<b>Add: Cash and Cash Equivalents - Beginning</b>	P 13,860,449.87	14,616,701.88
	<b>Cash and Cash Equivalents, Ending</b>	P 13,460,778.23	13,460,778.23
<b>Accounted as Follows :</b>			
	Petty cash	P	55,000.00
	Cash on Hand		47,012.58
	Cash in Bank-Loan Account		531,451.04
	Cash in Bank-DBP		9,012,109.97
	Cash in Bank-LBP BADS		3,815,204.64
	<b>TOTAL</b>	P	13,460,778.23
			-

Prepared by:

  
**ROBELYN T. LADARAN**  
DM-Admin./Finance


Noted:

  
**FELIPA M. ASIS,MPA**  
General Manager


Republic of the Philippines  
**BAYUGAN WATER DISTRICT**  
**Condensed Statement of Financial Position**  
**As of April 2022**

		<u>ASSETS</u>		<u>This Month</u>	<u>Year to Date</u>
<i>Current Assets</i>					
		Cash and Cash Equivalents (Note 3)	P	(43,587.82)	13,417,190.41
		Receivables (Note 4)		686,590.82	4,226,229.26
		Inventories (Note 5)		921,941.15	8,403,209.10
		Other Assets		(23,180.21)	109,112.30
		Total Current Assets	P	1,541,763.94	26,155,741.07
<i>Non-Current Assets</i>					
		Property, Plant and Equipment (Note 7)		(260,447.72)	132,344,529.69
		Intangible Assets		(2,967.78)	215,011.52
		Other Assets		270,576.29	5,956,269.86
		Total Non-Current Assets	P	7,160.79	138,515,811.07
		<b>TOTAL ASSETS</b>	<b>P</b>	<b>1,548,924.73</b>	<b>164,671,552.14</b>
<u>LIABILITIES</u>					
<i>Current Liabilities</i>					
		Accounts Payable		661,687.95	1,412,730.74
		Inter-Agency Payables (Note 10)		(41,686.01)	426,151.06
		Total Current Liabilities	P	620,001.94	1,838,881.80
<i>Non-Current Liabilities</i>					
		Other Deferred Credits		(35,235.43)	3,539,203.28
		Payables		(492,969.84)	81,435,026.01
		Provisions (Note 12)		24,797.94	2,722,950.70
		Total Non-Current Liabilities	P	(503,407.33)	87,697,179.99
		<b>TOTAL LIABILITIES</b>	<b>P</b>	<b>116,594.61</b>	<b>89,536,061.79</b>
<u>EQUITY</u>					
<i>Equity</i>					
		Government Equity (Note 13)		-	26,536,571.78
		Income and Expense		1,432,330.12	5,881,278.11
		Retained Earnings/(Deficit) (Note 13)		-	42,717,640.46
		TOTAL EQUITY		1,432,330.12	75,135,490.35
		<b>TOTAL LIABILITIES AND EQUITY</b>		<b>1,548,924.73</b>	<b>164,671,552.14</b>
				-	-

Prepared by:

  
 ROBELYN T. LADARAN  
 DM-AFD

Noted:

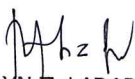

  
 FELIPA M. ASIS, MPA  
 General Manager

Republic of the Philippines

BAYUGAN WATER DISTRICT

Condensed Statement of Comprehensive Income

For the period ended April 2022

		This Month	Year to Date
<b>INCOME:</b>			
Total Revenue/Income	P	5,983,104.39	23,755,929.55
<b>Total Revenue/Income</b>	<b>P</b>	<b>5,983,104.39</b>	<b>23,755,929.55</b>
<b>EXPENSES:</b>			
Personnal Services	P	1,606,810.19	6,517,192.54
Maintenance and Other Operating Expenses		1,525,179.54	5,954,214.65
Financial Expenses		397,457.60	1,586,898.24
NonCash Expenses		1,021,326.94	3,816,346.01
<b>TOTAL OPERATING EXPENSES</b>	<b>P</b>	<b>4,550,774.27</b>	<b>17,874,651.44</b>
<b>NET INCOME/LOSS:</b>	<b>P</b>	<b>1,432,330.12</b>	<b>5,881,278.11</b>
<p>Prepared by:             ROBELYN T. LADARAN            DM-AFD</p> <p>Noted:             FELIPA M. ASIS,MPA            General Manager</p>			

Republic of the Philippines  
**BAYUGAN WATER DISTRICT**

**CASH FLOW STATEMENT**  
**For the Period April 30, 2022**

		This Month	Year to Date
<b>Cash Flows from Operating Activities</b>			
<b>Cash Inflows:</b>			
	Collection of Receivables(Water)	P 4,909,838.18	21,742,163.02
	Receipt from Business/Service Income	299,816.29	1,367,228.07
	Other Receipts	87,801.48	431,893.51
	Receipt of Performance/Bidders/Bail Bonds		
	<b>Total Cash Inflows</b>	P 5,297,455.95	23,541,284.60
<b>Cash Outflows:</b>			
	Payment of Operating Expenses:		
	Payment of Expenses	P 2,198,910.93	9,058,420.97
	Purchase of Inventories	621,020.00	2,205,739.20
	Payment of Payables	467,396.00	3,023,701.73
	Payment of Inter-Agency Remittances	886,360.36	2,848,846.16
	<b>Total Cash Outflows</b>	P 4,173,687.29	17,136,708.06
	<b>Total Cash Provided (used) by Operating Activities</b>	P 1,123,768.66	6,404,576.54
<b>Cash Flows from Investing Activities:</b>			
<b>Cash Inflows:</b>			
	Receipt from Interest Earned	P 1,820.94	4,195.94
	<b>Total Cash Inflows</b>		
<b>Cash Outflows:</b>			
	Purchase/construction of PPE	8,800.00	3,130,909.00
	<b>Total Cash Outflows</b>	8,800.00	3,130,909.00
	<b>Total Cash Provided (Used) by Investing Activities</b>	P (6,979.06)	(3,126,713.06)
<b>Cash Flows from Financing Activities</b>			
<b>Cash Inflows:</b>			
	Proceeds from Borrowings (Loans Payable)	P	
<b>Cash Outflows:</b>			
	Payment of Loan Amortization	P 890,377.44	3,547,374.97
	Other Financial Charges	P 270,000.00	930,000.00
	<b>Total Cash Provided (used) by Financing Activities</b>	P (1,160,377.44)	(4,477,374.97)
	<b>Cash Provided by Operating, Investing and Financing Activities</b>	P (43,587.84)	(1,199,511.49)
	<b>Add: Cash and Cash Equivalents - Beginning</b>	P 13,460,778.23	14,616,701.88
	<b>Cash and Cash Equivalents, Ending</b>	P 13,417,190.39	13,417,190.39
-			
<b>Accounted as Follows :</b>			
	Petty cash	P	55,000.00
	Cash on Hand		44,754.00
	Cash in Bank-Loan Account		531,504.18
	Cash in Bank-DBP		9,205,297.14
	Cash in Bank-LBP BADS		3,580,635.07
	<b>TOTAL</b>	P	13,417,190.39
-			

Prepared by:

  
**ROBELYN T. LADARAN**  
DM-Admin./Finance

Noted:

  
**FELIPA M. ASIS,MPA**  
General Manager


**Republic of the Philippines**  
**BAYUGAN WATER DISTRICT**  
**Condensed Statement of Comprehensive Income**  
**For the period ended May 2022**

		This Month	Year to Date
<b>INCOME:</b>			
Total Revenue/Income	P	6,410,997.23	30,166,926.78
<b>Total Revenue/Income</b>	<b>P</b>	<b>6,410,997.23</b>	<b>30,166,926.78</b>
<b>EXPENSES:</b>			
Personnal Services	P	2,191,263.30	8,708,455.84
Maintenance and Other Operating Expenses		1,892,564.75	7,846,779.40
Financial Expenses		387,411.09	1,974,309.33
NonCash Expenses		1,027,540.21	4,843,886.22
<b>TOTAL OPERATING EXPENSES</b>	<b>P</b>	<b>5,498,779.35</b>	<b>23,373,430.79</b>
<b>NET INCOME/LOSS:</b>	<b>P</b>	<b>912,217.88</b>	<b>6,793,495.99</b>



Prepared by:

  
 ROBELYN T. LADARAN  
 DM-Finance

Noted:

  
 FELIPA M. ASIS,MPA  
 General Manager

Republic of the Philippines  
**BAYUGAN WATER DISTRICT**  
**Condensed Statement of Financial Position**  
**As of May 2022**

<u>ASSETS</u>		This Month	Year to Date
<i>Current Assets</i>			
Cash and Cash Equivalents (Note 3)	P	1,129,092.83	14,546,283.24
Receivables (Note 4)		(336,168.81)	3,890,060.45
Inventories (Note 5)		(484,316.43)	7,918,892.67
Other Assets		20,575.48	129,687.78
Total Current Assets	P	329,183.07	26,484,924.14
<i>Non-Current Assets</i>			
Property, Plant and Equipment (Note 7)		(583,451.41)	131,761,078.28
Intangible Assets		(2,967.78)	212,043.74
Other Assets		245,480.52	6,201,750.38
Total Non-Current Assets	P	(340,938.67)	138,174,872.40
<b>TOTAL ASSETS</b>	<b>P</b>	<b>(11,755.60)</b>	<b>164,659,796.54</b>
<u>LIABILITIES</u>			
<i>Current Liabilities</i>			
Accounts Payable		(435,441.95)	977,288.79
Inter-Agency Payables (Note 10)		65,806.04	491,957.10
Total Current Liabilities	P	(369,635.91)	1,469,245.89
<i>Non-Current Liabilities</i>			
Other Deferred Credits		(35,235.43)	3,503,967.85
Payables		(494,582.66)	80,940,443.35
Provisions (Note 12)		(24,519.48)	2,698,431.22
Total Non-Current Liabilities	P	(554,337.57)	87,142,842.42
<b>TOTAL LIABILITIES</b>	<b>P</b>	<b>(923,973.48)</b>	<b>88,612,088.31</b>
<u>EQUITY</u>			
<i>Equity</i>			
Government Equity (Note 13)		-	26,536,571.78
Income and Expense		912,217.88	6,793,495.99
Retained Earnings/(Deficit) (Note 13)		-	42,717,640.46
TOTAL EQUITY		912,217.88	76,047,708.23
<b>TOTAL LIABILITIES AND EQUITY</b>		<b>(11,755.60)</b>	<b>164,659,796.54</b>
		0.00	-
Prepared by:		Noted:	
 ROBELYN T. LADARAN DM-Finance		 FELIPA M. ASIS,MPA General Manager	

Republic of the Philippines  
**BAYUGAN WATER DISTRICT**


**CASH FLOW STATEMENT**  
**For the Period May 30, 2022**

		This Month	Year to Date
<b>Cash Flows from Operating Activities</b>			
<b>Cash Inflows:</b>			
	Collection of Receivables(Water)	P 5,917,973.04	27,660,136.06
	Receipt from Business/Service Income	340,483.22	1,707,711.29
	Other Receipts	512,566.59	944,460.10
	Receipt of Performance/Bidders/Bail Bonds		
	<b>Total Cash Inflows</b>	P 6,771,022.85	30,312,307.45
<b>Cash Outflows:</b>			
	Payment of Operating Expenses:		
	Payment of Expenses	P 2,653,517.30	11,711,938.27
	Purchase of Inventories	4,050.00	2,209,789.20
	Payment of Payables	1,177,517.45	4,201,219.18
	Payment of Inter-Agency Remittances	655,301.50	3,504,147.66
	<b>Total Cash Outflows</b>	P 4,490,386.25	21,627,094.31
	<b>Total Cash Provided (used) by Operating Activities</b>	P 2,280,636.60	8,685,213.14
<b>Cash Flows from Investing Activities:</b>			
<b>Cash Inflows:</b>			
	Receipt from Interest Earned	P	4,195.94
	<b>Total Cash Inflows</b>		
<b>Cash Outflows:</b>			
	Purchase/construction of PPE		3,130,909.00
	<b>Total Cash Outflows</b>	-	3,130,909.00
	<b>Total Cash Provided (Used) by Investing Activities</b>	P -	(3,126,713.06)
<b>Cash Flows from Financing Activities</b>			
<b>Cash Inflows:</b>			
	Proceeds from Borrowings (Loans Payable)	P	
<b>Cash Outflows:</b>			
	Payment of Loan Amortization	P 881,543.75	4,428,918.72
	Other Financial Charges	P 270,000.00	1,200,000.00
	<b>Total Cash Provided (used) by Financing Activities</b>	P (1,151,543.75)	(5,628,918.72)
	<b>Cash Provided by Operating, Investing and Financing Activities</b>	P 1,129,092.85	(70,418.64)
	<b>Add: Cash and Cash Equivalents - Beginning</b>	P 13,417,190.39	14,616,701.88
	<b>Cash and Cash Equivalents, Ending</b>	P 14,546,283.24	14,546,283.24
<b>Accounted as Follows :</b>			
	Petty cash	P	55,000.00
	Cash on Hand		34,386.48
	Cash in Bank-Loan Account		531,504.18
	Cash in Bank-DBP		9,498,428.64
	Cash in Bank-LBP BADS		4,426,963.94
	<b>TOTAL</b>	P	14,546,283.24

Prepared by:

  
**ROBELYN T. LADARAN**  
DM-Finance


Noted:

  
**FELIPA M. ASIS,MPA**  
General Manager


Republic of the Philippines  
**BAYUGAN WATER DISTRICT**  
**Condensed Statement of Financial Position**  
**As of June 2022**

<u>ASSETS</u>		<u>This Month</u>	<u>Year to Date</u>
<i>Current Assets</i>			
Cash and Cash Equivalents (Note 3)	P	(289,024.07)	14,257,259.17
Receivables (Note 4)		318,401.42	4,208,461.87
Inventories (Note 5)		(229,387.81)	7,689,504.86
Other Assets		(2,153.50)	127,534.28
Total Current Assets	P	(202,163.96)	26,282,760.18
<i>Non-Current Assets</i>			
Property, Plant and Equipment (Note 7)		57,027.68	131,818,105.96
Intangible Assets		(2,967.78)	209,075.96
Other Assets		270,000.00	6,471,750.38
Total Non-Current Assets	P	324,059.90	138,498,932.30
<b>TOTAL ASSETS</b>	<b>P</b>	<b>121,895.94</b>	<b>164,781,692.48</b>
<u>LIABILITIES</u>			
<i>Current Liabilities</i>			
Accounts Payable		(693,642.00)	283,646.79
Inter-Agency Payables (Note 10)		(58,608.25)	433,348.85
Total Current Liabilities	P	(752,250.25)	716,995.64
<i>Non-Current Liabilities</i>			
Other Deferred Credits		(35,235.43)	3,468,732.42
Payables		(496,202.97)	80,444,240.38
Provisions (Note 12)		(9,524.05)	2,688,907.17
Total Non-Current Liabilities	P	(540,962.45)	86,601,879.97
<b>TOTAL LIABILITIES</b>	<b>P</b>	<b>(1,293,212.70)</b>	<b>87,318,875.61</b>
<u>EQUITY</u>			
<i>Equity</i>			
Government Equity (Note 13)		-	26,536,571.78
Income and Expense		1,415,108.64	8,208,604.63
Retained Earnings/(Deficit) (Note 13)		-	42,717,640.46
TOTAL EQUITY		1,415,108.64	77,462,816.87
<b>TOTAL LIABILITIES AND EQUITY</b>		<b>121,895.94</b>	<b>164,781,692.48</b>
		(0.00)	-

Prepared by:

  
**ROBELYN T. LADARAN**  
DM-Finance

Noted:


  
**FELIPA M. ASIS, MPA**  
General Manager




Republic of the Philippines  
**BAYUGAN WATER DISTRICT**  
**Condensed Statement of Comprehensive Income**  
**For the period ended June 2022**

		This Month	Year to Date
<b>INCOME:</b>			
Total Revenue/Income	P	5,973,005.45	36,139,932.23
<b>Total Revenue/Income</b>	<b>P</b>	<b>5,973,005.45</b>	<b>36,139,932.23</b>
<b>EXPENSES:</b>			
Personnal Services	P	1,512,332.19	10,220,788.03
Maintenance and Other Operating Expenses		1,619,220.63	9,466,000.03
Financial Expenses		398,067.33	2,372,376.66
NonCash Expenses		1,028,276.66	5,872,162.88
<b>TOTAL OPERATING EXPENSES</b>	<b>P</b>	<b>4,557,896.81</b>	<b>27,931,327.60</b>
<b>NET INCOME/LOSS:</b>	<b>P</b>	<b>1,415,108.64</b>	<b>8,208,604.63</b>

Prepared by:

  
 ROBELYN T. LADARAN  
 DM-Finance

Noted:

  
 FELIPA M. ASIS,MPA  
 General Manager

Republic of the Philippines  
**BAYUGAN WATER DISTRICT**

**CASH FLOW STATEMENT**  
**For the Period June 30, 2022**

		This Month	Year to Date
<b>Cash Flows from Operating Activities</b>			
<b>Cash Inflows:</b>			
	Collection of Receivables(Water)	P 5,257,608.14	32,917,744.20
	Receipt from Business/Service Income	291,824.24	1,999,535.53
	Other Receipts	148,989.05	1,093,449.15
	Receipt of Performance/Bidders/Bail Bonds		
	<b>Total Cash Inflows</b>	P 5,698,421.43	36,010,728.88
<b>Cash Outflows:</b>			
	Payment of Operating Expenses:		
	Payment of Expenses	P 2,360,443.02	14,072,381.29
	Purchase of Inventories	26,206.00	2,235,995.20
	Payment of Payables	1,069,582.30	5,270,801.48
	Payment of Inter-Agency Remittances	666,738.88	4,170,886.54
	<b>Total Cash Outflows</b>	P 4,122,970.20	25,750,064.51
	<b>Total Cash Provided (used) by Operating Activities</b>	P 1,575,451.23	10,260,664.37
<b>Cash Flows from Investing Activities:</b>			
<b>Cash Inflows:</b>			
	Receipt from Interest Earned	P	4,195.94
	<b>Total Cash Inflows</b>		
<b>Cash Outflows:</b>			
	Purchase/construction of PPE	700,505.00	3,831,414.00
	<b>Total Cash Outflows</b>	700,505.00	3,831,414.00
	<b>Total Cash Provided (Used) by Investing Activities</b>	P (700,505.00)	(3,827,218.06)
<b>Cash Flows from Financing Activities</b>			
<b>Cash Inflows:</b>			
	Proceeds from Borrowings (Loans Payable)	P	
<b>Cash Outflows:</b>			
	Payment of Loan Amortization	P 893,970.30	5,322,889.02
	Other Financial Charges	P 270,000.00	1,470,000.00
	<b>Total Cash Provided (used) by Financing Activities</b>	P (1,163,970.30)	(6,792,889.02)
	<b>Cash Provided by Operating, Investing and Financing Activities</b>	P (289,024.07)	(359,442.71)
	<b>Add: Cash and Cash Equivalents - Beginning</b>	P 14,546,283.24	14,616,701.88
	<b>Cash and Cash Equivalents, Ending</b>	P 14,257,259.17	14,257,259.17
<b>Accounted as Follows :</b>			
	Petty cash	P	50,000.00
	Cash on Hand		17,510.95
	Cash in Bank-Loan Account		531,504.18
	Cash in Bank-DBP		9,498,815.29
	Cash in Bank-LBP BADS		4,159,428.75
	<b>TOTAL</b>	P	14,257,259.17

Prepared by:

  
**ROBELYN T. LADARAN**  
DM-Finance


Noted:

  
**FELIPA M. ASIS,MPA**  
General Manager

Republic of the Philippines  
**BAYUGAN WATER DISTRICT**  
**Condensed Statement of Financial Position**  
**As of July 2022**

<u>ASSETS</u>		<u>This Month</u>	<u>Year to Date</u>
<i>Current Assets</i>			
Cash and Cash Equivalents (Note 3)	P	1,718,563.48	15,975,822.65
Receivables (Note 4)		138,611.54	4,347,073.41
Inventories (Note 5)		135,865.24	7,825,370.10
Other Assets		(12,599.52)	114,934.76
Total Current Assets	P	1,980,440.74	28,263,200.92
<i>Non-Current Assets</i>			
Property, Plant and Equipment (Note 7)		(531,248.15)	131,286,857.81
Intangible Assets		(2,967.78)	206,108.18
Other Assets		224,527.99	6,696,278.37
Total Non-Current Assets	P	(309,687.94)	138,189,244.36
<b>TOTAL ASSETS</b>	<b>P</b>	<b>1,670,752.80</b>	<b>166,452,445.28</b>
<u>LIABILITIES</u>			
<i>Current Liabilities</i>			
Accounts Payable		822,719.90	1,106,366.69
Inter-Agency Payables (Note 10)		(2,741.16)	430,607.69
Total Current Liabilities	P	819,978.74	1,536,974.38
<i>Non-Current Liabilities</i>			
Other Deferred Credits		(35,235.43)	3,433,496.99
Payables		(497,830.81)	79,946,409.57
Provisions (Note 12)		(46,090.63)	2,642,816.54
Total Non-Current Liabilities	P	(579,156.87)	86,022,723.10
<b>TOTAL LIABILITIES</b>	<b>P</b>	<b>240,821.87</b>	<b>87,559,697.48</b>
<u>EQUITY</u>			
<i>Equity</i>			
Government Equity (Note 13)		-	26,536,571.78
Income and Expense		1,429,930.93	9,638,535.56
Retained Earnings/(Deficit) (Note 13)		-	42,717,640.46
TOTAL EQUITY		1,429,930.93	78,892,747.80
<b>TOTAL LIABILITIES AND EQUITY</b>		<b>1,670,752.80</b>	<b>166,452,445.28</b>
		-	-

Prepared by:



ROBELYN T. LADARAN  
DM-Finance

Noted:



FELIPA M. ASIS,MPA  
General Manager